



ANGELA  
CARTER'S  
THE COMPANY  
OF WOLVES

**NEW VIC**

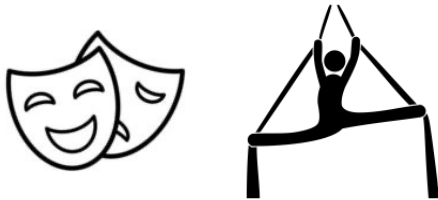
## **Welcome to the New Vic Theatre!**

We want all our audiences to feel comfortable at the New Vic Theatre. We know that some audience members prefer to know details about the venue and the production in advance.

We've created this visual information pack with some extra information about what you can expect when you visit the New Vic Theatre. It also contains a story summary and a breakdown of the lights, sounds and dramatic moments you might experience in *The Company of Wolves*.

# About the Performance

## NEW VIC THEATRE




This is a performance at the New Vic Theatre. It is performed in-the-round which means the audience sits in a circle around the actors.

This performance is a piece of theatre and circus fusion. It is based on a modern version of *Little Red Riding Hood* written by Angela Carter. It follows the character of Red as she learns how to protect herself against the Wolves that live in the forest surrounding their village.



There are some parts of the story that are told using microphones in foley areas at the back of the auditorium. This means that sometimes, the actors are behind the audience. You can spot them because they will be lit up.



The play is split into two parts called 'Acts'. Act 1 is about 48 minutes long. After Act 1 there is a 20-minute break called an interval. This is where you can go to the toilet or get a drink from the café. Act 2 is about 51 minutes long.

# About the Performance



There is often lots of people watching the performance. When you arrive at the theatre, it can feel quite busy. There will be members of staff on hand to assist you.



If you are in trouble or need help, there will be members of staff available to assist you. You can spot them because they wear lanyards that look like this.



There will be an announcement to tell you when to take your seat inside the theatre. There will be members of staff available to help you find your seat.

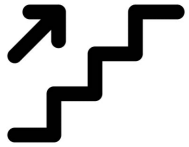


Make sure you switch off your mobile phone before the performance starts. The lights in the theatre will fade down and you will hear music when the play is about to begin.

# About the Performance



In order to help create an intense and scary atmosphere, the lighting in this production is often quite dark and it can be difficult to see. There is one moment which is in complete darkness and lasts for just over one minute. There are a couple of occasions where there is a quick brightening of the lights.



Apart from the blackout and a couple of other moments which do not last very long, we have kept the stair lights on so should you need to exit the auditorium, you can see where you are going. We will also have members of staff on hand to offer you assistance.




As part of our lighting design, there are some scenes which contain quite a lot of haze. Haze is a water-based mist that is being controlled by operators off stage. It does look like smoke, but it is completely safe.

# About the Performance



There is a musical soundtrack in the play that can at times get very loud. It is there to help create a very intense atmosphere, especially when there are actors performing circus skills. There are a couple of moments where it gets very loud quite suddenly.



If you need to leave the theatre and find a quiet space, we support you. If you ask a member of staff, they can assist you in exiting the auditorium and finding somewhere to relax.



There are some dark themes explored in the play and at times, the characters are in danger and very afraid. It can feel quite scary to watch! Please be advised that the age rating for this production is 13+.



When the play finishes, the performers will all return to the stage to take a bow. You will see they are often smiling at you to reassure you that they are no longer in character. They love to hear you have enjoyed the performance! Please do clap and cheer if you enjoyed it.

# About the Performance – Circus Skills



We use three different kinds of circus skills in this performance. In our play, the Wolf characters are the ones who perform the circus skills, and our human characters stay on the ground.

The first circus skill we use is called Chinese Pole. This is a pole that is rooted into the theatre floor and goes all the way to the ceiling. Artists climb up the poles and perform tricks. Sometimes these tricks involve dropping suddenly from height and catching themselves just before they reach the floor. It can look quite dangerous, but the artists have rehearsed for weeks and are completely safe and in control.



The second circus skill is called ariel flown pole. This is a shorter pole that is attached to a wire and is lifted up and down by operators who are just off-stage. The pole spins around and the performer on it is able to hold all sorts of exciting poses while it spins. The operators off-stage are watching the whole time and are ready to bring the pole back down if required.



The third circus skill we use are silks. There are two silk routines in the play. Both require the performers to climb quite high up in the space and sometimes hang upside down. These performers have been practicing these routines for weeks now and are completely safe, even though it can look quite dangerous!

# About the Performance – Foley Sound Effects



During the performance, we use something called Foley to create some of the sound effects. Foley is an art form that is used to create live sound effects using combinations of different objects to create the sound of something. For example, in our play, we use pinecones and bubble wrap to make the sound of a fire crackling away in Granny's house.

The actors often perform the foley and are positioned in boxes at the back of the auditorium. This means they will sometimes be behind you. Some of the sounds are quite sudden – for example, we use foley to make the sound of Red's knife as she whips it out of her basket.



We also use foley to make the sound of Granny being eaten by the wolf – the actors in the stations have a selection of fruit and vegetables which they eat and snap to sound like a person being eaten.

The foley helps to focus your attention on the stage. Sometimes it is quite repetitive – for example, to create the sound of a clock or a heartbeat. It never lasts for too long.



## Plot summary Act 1

The first Act follows Red learning about the dangers of being out in the forest alone and straying off the safety of the path. On the way to Granny's house, Red's mother warns her of the dangers of staying out past nightfall. Later that evening, Red and Granny are safe inside but can hear the wolves running in the forest outside. Granny is frightened but Red is excited. To help teach her a lesson, Granny tells Red some stories all about the worst kinds of wolf who are hairy on the inside.

At the end of Act 1, Granny has finished knitting Red her cloak. Red puts it on for the first time. She informs the audience she is now 16 years old – some time has passed since the play began. As she is about to exit, Granny gives her a final remind to fear and flee the wolf. Red runs off into the forest.



## Plot summary Act 2

Act 2 begins with the Hunter voice telling us that we are now in Winter, the savage time of year. This is the time when the wolves are most dangerous.

After convincing her Mother to let her visit Granny alone, Red sets off through the forest. She spots a magpie's nest and climbs a tree to look inside. She discovers an earring and some red lipstick which she applies.

Red hears wolves howling in the forest and pulls out her knife, but it is a Gentleman who runs into view. Despite remembering the warning from Granny, Red lets the Gentleman accompany her through the forest and agrees to race him to Granny's house.

The Gentleman arrives at Granny's house first and reveals that he is a werewolf. He transforms into a wolf and eats Granny, before disguising himself as her to trick Red.

When Red arrives, he traps her in the house. Red chooses not to show him that she is afraid. Using some of the lessons that Granny taught her, she is able to get control of the situation. After burning the Gentleman's coat and transforming him into a wolf forever, Red decides to stay inside with the wolf she has tamed. The Gentleman tells Red the story of a human woman who ran away with the wolves. Having found a new sense of freedom, Red does the same at the end of the play.



# Cast



Danielle Bird plays Red




Tanya-Loretta Dee plays  
Mother and Bride.



Lorna Laidlaw plays Granny.

# Cast



Sebastian Charles plays Gentleman, Wolf and voices the Wolves.



Dan Parr plays Hunter and Husband.



Jimmy Wong plays Bridegroom and Wolf.

# Cast

Matthias Camilleri plays Wolf and Hunted Wolf.



Gabrielle Cook plays Wolf and Wolf Alice.



Callum Donald plays Wolf and Egg Wolf.



# What to Expect at the Theatre



The entrance to the theatre car park looks like this.



There are accessible parking spaces in the car park. You can pre-book these in advance by calling box office.



This is the main entrance into the theatre building.



You can collect your tickets from box office. It looks like this!



This is the gift shop where you can buy cards and Christmas treats!

# What to Expect at the Theatre



These are the stairs that take you up to the theatre bar and café.



There is also a lift to the left of the stairs.



This is the café area where people gather before the show.



This is the lounge where you can sit if you need to leave the performance.



At the interval, you can buy snacks from this snack station.

For More Information contact us at Box Office:



01782 717962



10:00am – 6:00pm  
Monday – Saturday



[tickets@newvictheatre.org.uk](mailto:tickets@newvictheatre.org.uk)